

Welcome to your Telemedicine visit with Orthopedic Urgent Care. Below you will find some quick instructions on how to begin your Telemedicine visit utilizing Doxy.Me.

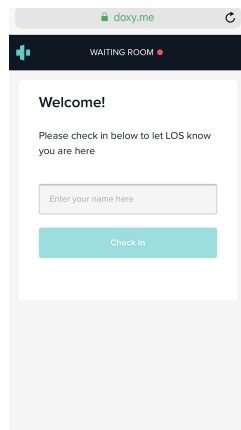
Prior to your telemedicine appointment, you will receive a call from our office to make payment arrangements for any applicable copays or co-insurance. Following that call, you will receive an email from our office with a link to your Telemedicine visit. Ten minutes before your scheduled appointment time, you will follow that link and wait for your provider to join the call.

Please note that your appointment will be recorded and included in your medical record at Orthopedic Urgent Care.

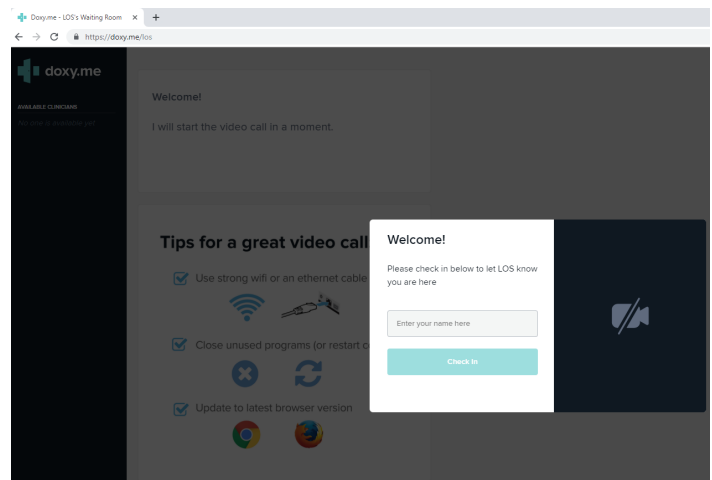
Step 1: Login

Open up your browser and visit <https://los.doxy.me> and enter your First and Last name.

MOBILE

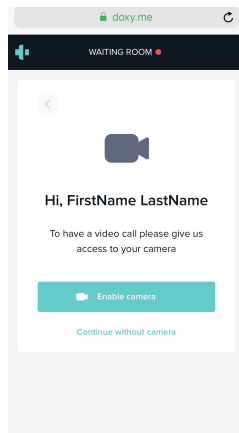


DESKTOP

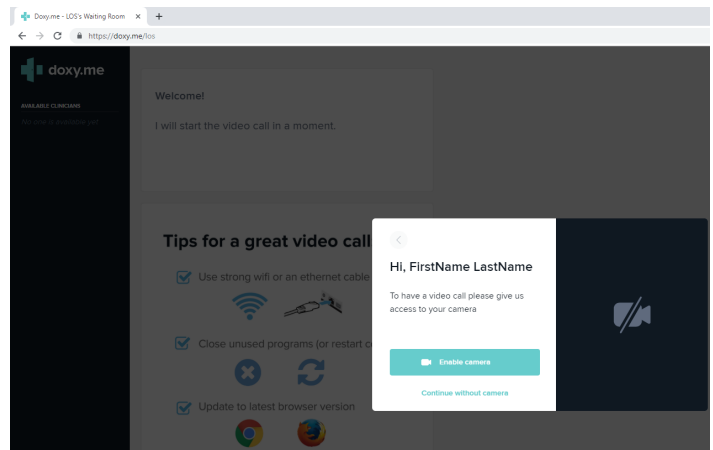


Step 2: Enable your camera. *NOTE: You also have the ability to continue without enabling your camera.*

MOBILE



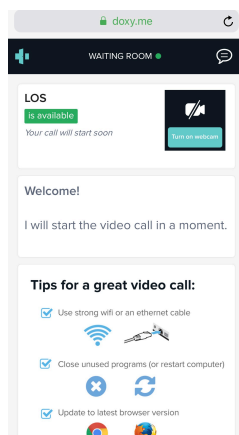
DESKTOP



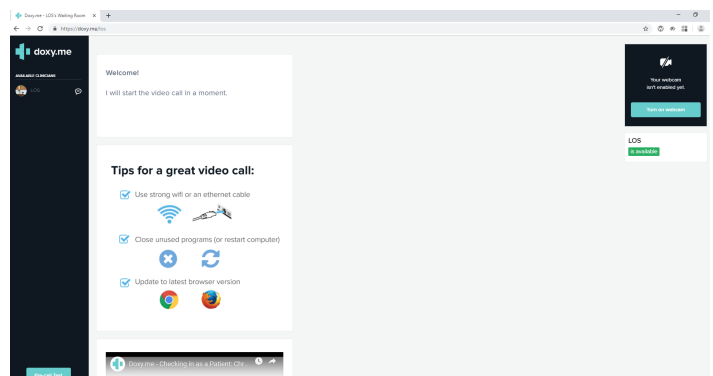
Step 3: Lobby

You are now placed in the OUC Lobby. Your Physician will begin the Telemedicine meeting at your scheduled timeframe.

MOBILE



DESKTOP



If you have any questions, please contact us a 337-889-3100